

Overview of Research Experience and Capabilities

J. R. Culham and P. Teertstra

**Microelectronics Heat Transfer Laboratory
Department of Mechanical Engineering
University of Waterloo
Waterloo, Ontario N2L 3G1**

March 13, 2003

CMAP Workshop on Thermal Issues



Outline



- Background
- Capabilities
- Facilities
- Research Projects
- Modeling Tools

March 13, 2003

CMAP Workshop on Thermal Issues



Microelectronics Heat Transfer Laboratory



- established in 1984 within the Department of Mechanical Engineering at the University of Waterloo
- research and development related to heat transfer and other thermodynamic phenomena
- fully funded through industrial and governmental grants and contracts
- staff includes:
 - 1 faculty member + 1 retired faculty member
 - 2 research engineers
 - 4 graduate students
 - 1 post doctoral fellow
 - 1 technician

March 13, 2003

CMAP Workshop on Thermal Issues



Modeling Capabilities



- conjugate heat transfer for microelectronics
- convection and conduction from bodies of arbitrary shape
- thermal contact resistance
- thermal spreading resistance
- fluid flow and heat transfer for heat exchangers and cold plates

March 13, 2003

CMAP Workshop on Thermal Issues



Experimental Capabilities



- conjugate heat transfer for packages & boards
- air and liquid cooled heat sink performance
- thermal contact & spreading resistance
- thermal conductivity measurements
- testing of thermal interface materials
- surface characterization
- radiation heat transfer

March 13, 2003

CMAP Workshop on Thermal Issues



Facilities



- wind tunnel
- heat exchanger test rig
- contact resistance test rig
- thermal interface material test rig
- surface analysis
- computing equipment

Wind Tunnel



- 18" open circuit wind tunnel
- adaptable test section
- airflow up to 15 m/s


March 13, 2003

CMAP Workshop on Thermal Issues

Heat Exchanger Test Rig




- flow rates up to 3 gpm
- power input up to 3 kW
- water, glycol, other fluids




March 13, 2003

CMAP Workshop on Thermal Issues




Contact Resistance Rig

Working Ranges



	Minimum	Maximum
Interface Temperature	-20 °C	400 °C
Environment Pressure	10^{-10} atm	1 atm
Load	50 N	5000 N
Interface Pressure	0.4 MPa	10 MPa
Working Fluids	Air Argon Helium Nitrogen	

Thermal Interface Materials



- load cell
 - ✓ 100 or 1000 lbs
- linear actuator
 - ✓ digitally controlled stepper motor
 - ✓ 400 steps / rev
 - 0.1 inch per revolution
- laser-based thickness measurement:
 - ✓ 1 micron precision

March 13, 2003

CMAP Workshop on Thermal Issues

Surface Characterization



- Leitz Durimet Microhardness Tester
 - indenter loads: 15 - 2000 g
 - sample temperatures: up to 200 °C

- Talysurf 5 surface profilometer
 - surface roughness, waviness and profile for flat or circular surfaces
 - calculates RMS roughness & RMS surface slope
- Taylor Hobson Surtronic 3+
 - portable surface profilometer
 - resolution $0.01 \mu\text{m}$ → $300 \mu\text{m}$



March 13, 2003

CMAP Workshop on Thermal Issues



Computing Facilities



■ *Hardware:*

- SUN SunBlade 1000 dual processor UltraSparc
- SUN SunBlade 2000 dual processor UltraSparc III (2003)
- SGI Octane dual processor R10000 workstation
- 14 networked PC's

■ *Software:*

- Numerical CFD Simulation: Flotherm, Ideas, Icepack
- Symbolic Mathematics: Mathematica, Maple, Matlab
- Code Development: Visual Basic, C++, CGI, Java, Javascript

March 13, 2003

CMAP Workshop on Thermal Issues



Research Projects

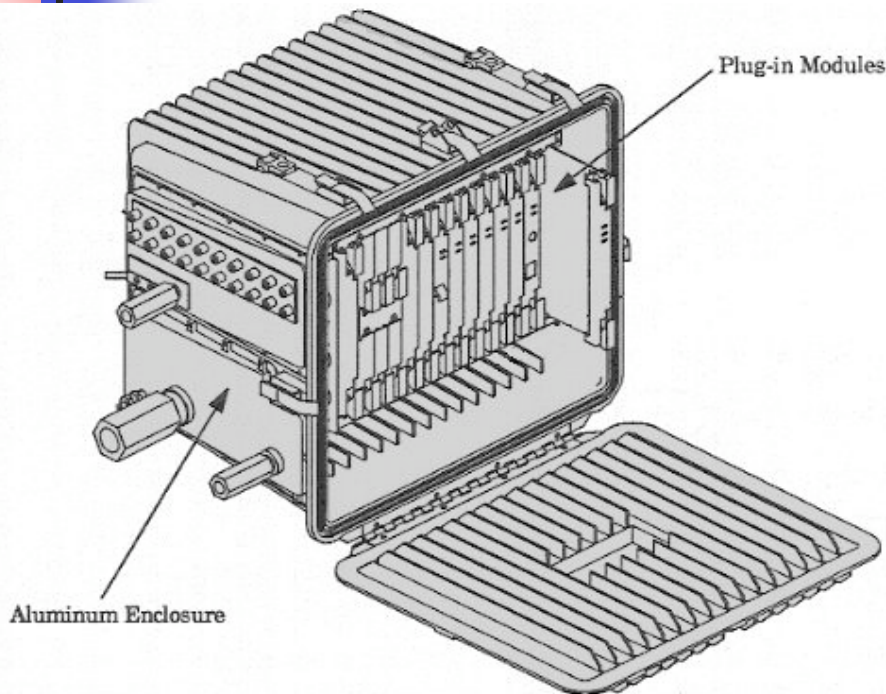


- natural convection in microelectronic enclosures
- analytical modeling of heat sinks
 - flow by-pass
 - design optimization
- modeling of liquid cooled cold plates
- contact & spreading resistance models
 - non-conforming, rough surfaces
 - sources on compound disks and flux channels
- characterization of thermal interface materials
- virtual reality modeling of heating/ventilation in car seats

March 13, 2003

CMAP Workshop on Thermal Issues

Natural Convection in Enclosures



Overview

- combine conduction and laminar natural convection limiting cases using composite solution technique
- simple model formulation can include radiation and conduction effects

Objectives

- develop analytical models for steady-state natural convection from a heated body to its surrounding, cooled enclosure

March 13, 2003

CMAP Workshop on Thermal Issues

Heat Sinks: Optimization Routines




Objectives

- develop thermal simulation tools that optimize heat sink design variables based on the minimization of entropy generation
- establish a thermodynamic balance between heat transfer, viscous dissipation and mass transport



March 13, 2003

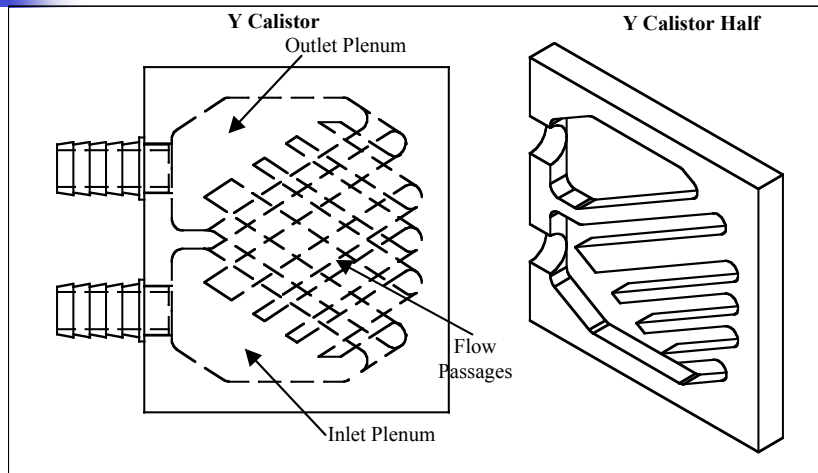
CMAP Workshop on Thermal Issues



Overview

- entropy production \propto amount of energy degraded to a form unavailable for work
- lost work is an additional amount of heat that could have been extracted
- minimizing the production of entropy provides a concurrent optimization of all design variables

Modelling of Heat Exchangers & Cold Plates

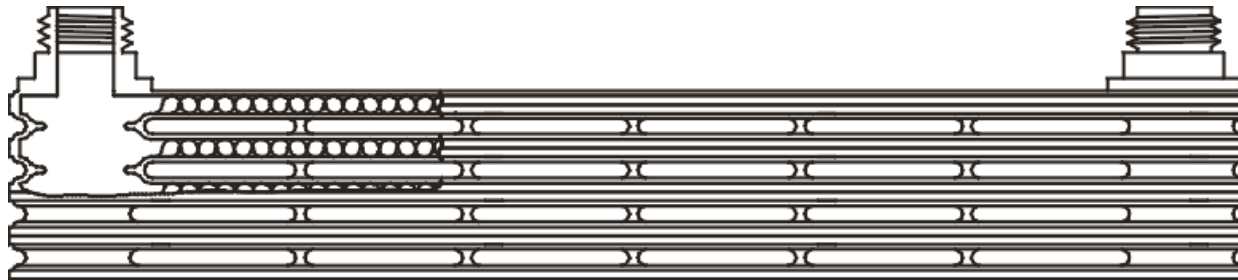


Objectives

- develop analytical models for predicting the heat transfer and fluid friction characteristics of heat exchangers and cold plates

Overview

- general models for predicting friction factors and Nusselt numbers for fully developed, thermally developing, and simultaneously developing flow in non-circular ducts.
- models are developed by combining the asymptotic behavior for various flow regions.



March 13, 2003

CMAP Workshop on Thermal Issues

Thermal Contact Resistance: Non-Conforming, Rough Surfaces

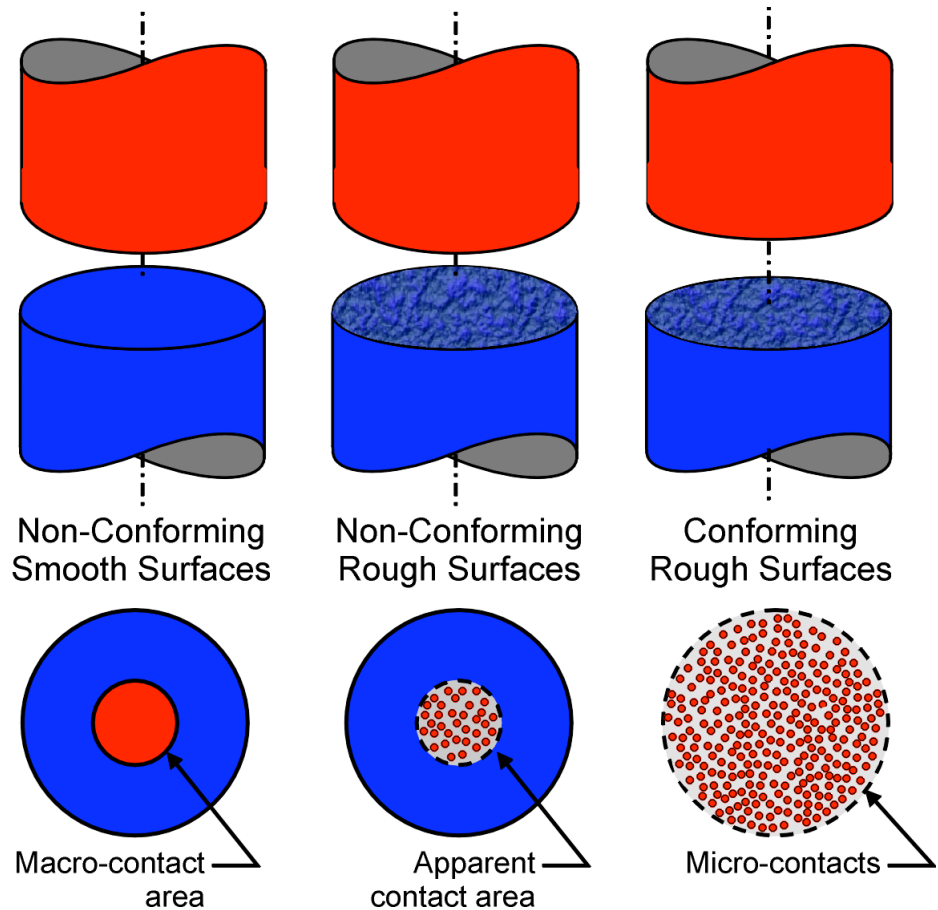


Objectives

- develop thermo-mechanical models for predicting contact resistance in real surfaces with microscopic roughness and waviness

Overview

- mechanical models combine the effects of plastic deformation at the microscopic level with elastic deformation at the macroscopic level



March 13, 2003

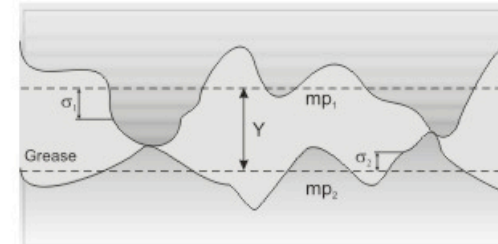
CMAP Workshop on Thermal Issues

Objectives

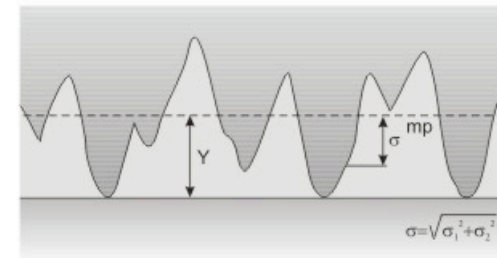
- develop a simple model for determining thermal joint resistance with grease filled interstitial gaps

Overview

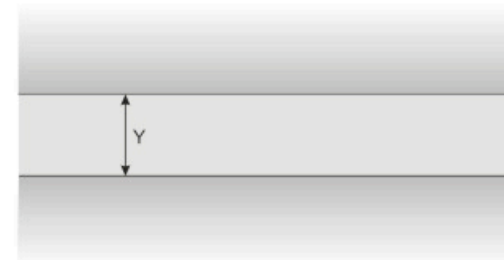
- combine joint conductance models with a bulk resistance model for grease, based on an equivalent layer thickness



a) Two Nominally Flat Rough Surfaces



b) Equivalent Rough Surface, Smooth Plane Contact



c) Equivalent Uniform Gap Model



Heating and Ventilation in Car Seats



Objectives

- develop thermofluid models for simulating heating and cooling of car seats
- develop a human interaction model to assess the ergonomic response between the human and the seat

Overview

- a 21 segment model of a human is developed to determine the response to rapid changes in temperature
- models must be fast and accurate in order to provide near real time simulation as part of a virtual reality model

March 13, 2003

CMAP Workshop on Thermal Issues



Design Tools



- URL for the MHTL Web page
<http://www.mhtlab.uwaterloo.ca>
- tool set includes:
 - natural convection in heat sinks: radial fins, plate fins
 - spreading resistance:
 - circular source on a compound disk, flux tube or half space
 - rectangular source on a rectangular disk, flux tube or half space
 - PCB thermal simulation
 - thermophysical property calculator
 - special function calculator

Heat Sink Optimization: Plate Fin - Microsoft Internet Explorer

File Edit View Favorites Tools Help

Back Search Favorites Media

Heat Sink Optimization: Plate Fin

Instructions Background **Input/Output** References

Optimize Value

Base Plate

Length 100 mm

Width 100 mm

Thickness 10 mm

Fin

Height 50 mm

Thickness 2 mm

Number

Thermal Conductivity

Fin 180 W/mK

Baseplate 180 W/mK

Approach Velocity 2 m/s

Maximum Dimensions

<i>L</i>	<i>W</i>	<i>H</i>
100 mm	100 mm	50 mm

Calculate
Reset

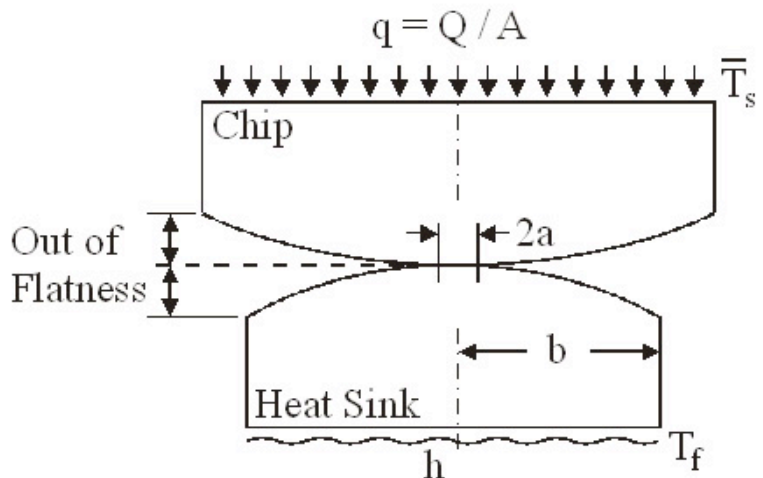
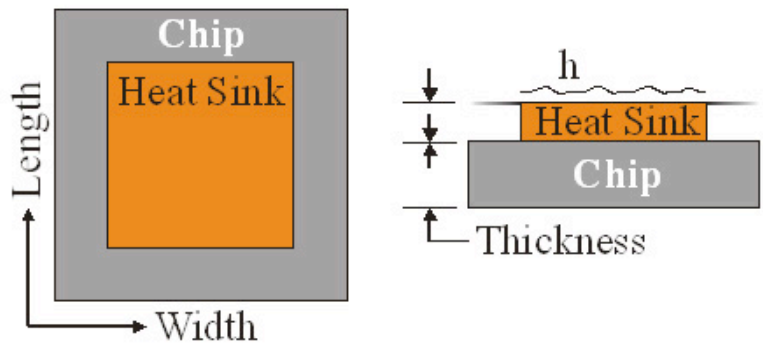
Typical Run-times				
Variables	1	2	3	4
Time (min)	1	3	10	30

Value: provide specific values for constrained parameters

Optimize: indicate parameters to be optimized

Calculate: run optimization code to calculate design parameters for maximum thermal-fluid performance

Contact Resistance for Non-Conforming Smooth Surfaces



$$R = \frac{\bar{T}_s - T_f}{Q} \quad h = \frac{Q_{\text{heat sink}}}{A_{\text{interface}} \Delta T_{\text{heat sink}}}$$

Chip and Heat Sink Geometry

	Chip	Heat Sink
Width (mm)	15	6
Length (mm)	15	6
Out of flatness (mm)	0.00762	0.00762
Thickness (mm)	0.75	0.5

Gap

Material	Air
P(atm)	1
T (°C)	50
k(W/m.K)	0.028
Beta [-]	1.643
Alpha [-]	2.44
Lambda (Micro m)	0.064

Chip and Heat Sink Material

	Chip	Heat Sink
Material	Silicon	Al 6063T5
k (W/m.K)	125	209
E (GPa)	163	70
Poisson ratio	0.30	0.30

Results

	Resistance (K/W)
Chip	
Heat Sink	
Gap	
Total	
Decimals	3

Condition

h (W/(m ² .K))	500
Contact Load (N)	7.41

Calculate

Exit

Help

Microsoft Excel - vbataps

File Edit View Insert Format Tools Data Window Help

Type a question for help

Arial 10 B I U

Reply with Changes... End Review...

G14

A B C D E F G H I J K L M N C F Q R S T

1
2
3
4
5
6
7
8
9
10
11
12
13
14
15
16
17
18
19
20
21
22
23
24
25
26
27

flow

g

TAPS

Name	X [mm]	Y [mm]	Width [mm]	Height [mm]	Power [W]	Avr Temp. [°C]	Max Temp. [°C]
1 pkg1	30	10	20	20	10	Click Calculate	Click Calculate
2 pkg2	15	80	15	15	5	Click Calculate	Click Calculate

Add Package Calculate

Delete Package Print

Package Properties Load

Board Properties Save

Fluid Properties Reset

New Package

Width [mm] Length [mm] Y [mm] X [mm] Height [mm] Power [W] Name

Attach Heatsink

Back Front

Packages in Series Number 1 X Offset Y Offset

Done Cancel

0 y, width x, length

Sheet1 / Sheet2 / Sheet3 / fluidfront / hfront / fluidback / hback /

Draw AutoShapes

Ready NUM



Contact Information



- Web page: <http://www.mhtlab.uwaterloo.ca>
- Email: R. Culham: rix@mhtlab.uwaterloo.ca
P. Teertstra: pmt@mhtlab.uwaterloo.ca
- Phone: (519) 888-4586
Fax: (519) 746-9141
- Address: Microelectronics Heat Transfer Laboratory
Department of Mechanical Engineering
University of Waterloo
Waterloo, Ontario, Canada N2L 3G1